

Product Information

Enzymax, LLC, 870 Corporate Drive, suite 201, Lexington, KY 40503

Product Name: EZdeCAP

Order: info@enzymax.net

Catalog #: 96

Tel: 859-219-8482

Size: 150 U (150 pmol)

Fax: 859-219-0653

Web: www.enzymax.net

Product: EZdeCAP decapping enzyme

Product Description:

Decapping is a critical step in eukaryotic mRNA turnover. This is an enzyme mixture specifically hydrolyzes methylated capped RNA (m⁷ GTP caps) to release m⁷GDP and 5' monophosphorylated RNA.

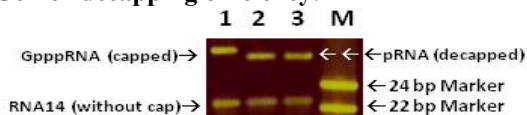
Unit definition: 1U is the amount to decap 1 pmol of capped RNA substrate at 37°C for 30 minutes.

Tested in following applications:

Decapping RNA (>22bp):

Usage: 2.5pmol (2.5U) for 2.5pmol small RNA
Reaction Volume& time: 10µl, incubation at 37°C for 1 hour
Recommendation: Add RNase inhibitor to the final concentration of 0.5-1U/µl in the reaction.

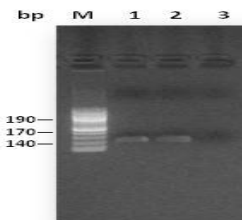
Gel for decapping efficiency:



5'RACE:

Usage: 10-20 pmol (10-20 U) for 1µg total RNA
Reaction Volume: 40µl
Procedure:

1. Decapping: use 10-20 pmol enzyme for 1µg total RNA, 37°C for 1 hour.
2. Purification by Tini RNA column* or phenol extraction followed by ethanol precipitation
3. 5' ligation (10 µl): 16°C for overnight.
4. RT: 42°C for 50 min (add primer for annealing at 65°C, 15 min before RT)
5. PCR and nested PCR (50 µl)
6. Run PCR gel: show PCR amplification with 10 and 20 pmol decapping enzyme.



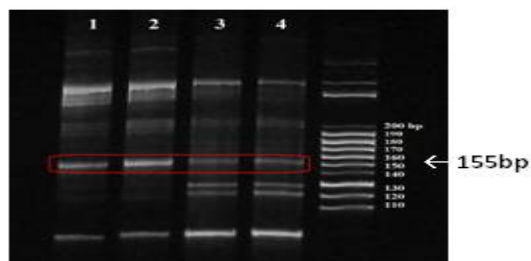
PCR Product from 5'RACE
Lane M: Size marker
Lane 1: with 10pmol EZdeCAP enzyme
Lane 2: with 20pmol EZdeCAP enzyme
Lane 3: without EZdeCAP enzyme

Small RNA Cloning:

Usage: 2.5 pmol (2.5 U) for 6 µg small RNA
Procedure:

1. Small RNA (18-30 nt) purified from 6 µg total RNA
2. CIP at 50°C for 1 hour
3. Purification by Tini RNA column* or phenol extraction followed by ethanol precipitation

4. Decapping: use 2.5 pmol in 10-15 µl reaction volume. Purification by Tini RNA column* or phenol extraction followed by ethanol precipitation
5. 3' ligation: 16°C for 2 hours.
6. Annealing: 65°C for 15 min.
7. 5' ligation: 16°C for 3 hours.
8. RT: 42°C for 20 min.
9. PCR: in 50 µl volume
10. Run gel (6% polyacrylamide) to check PCR products: show correct PCR products at range of 145-170 bp.
11. Recover PCR product with correct size from gel.
12. Samples are ready for sequencing.



PCR Amplification: 8% Native PAGE gel with EtBr staining

Lane 1: Cloning small RNA using 1 ug total RNA without purification
Lane 2: Cloning small RNA using purified smRNA from 1 µg total RNA
Lane 3: Cloning small RNA using total RNA from single worm (~20 ng)
Lane 4: Cloning small RNA using purified small RNA from single worm.

*Tini RNA spin column is designed and sold in bulk: \$49 for 50 columns (compatible with all commercially available RNA kits with silica membrane based spin column. It can be used with all the solutions in the kits)

http://www.enzymax.net/columns/tini_spin_RNA_column.htm

Decapping Reaction Buffers: 1X

10 mM Tris-HCl, pH 7.5
100 mM KOAc
1 mM MgOAc
10 mM bme
1 mM MnCl₂

10x decapping Reaction Buffer: Included

NOTE: Add RNase inhibitor to the final concentration of 0.5-1U/µl in the reaction.

Storage: Stable for 12 months at -80°C from date of shipment. Please aliquot to avoid repeated freezing and thawing.